

Tillers

SD

 **SICMA[®]**

SD



35 ▶ 60 HP



1350 ▶ 2100



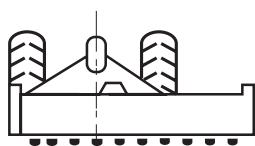
Max 180 mm (in)



Medium heavy

The SD is a medium-heavy movable rotary tiller and has features and details typical of machines, ideal for intense work on medium-hard soils (up to 65 HP for

210 cm). Its use with the hydraulic jack (optional) is recommended.



SD 135	1012 (40)
SD 150	1151 (45)
SD 160	1207 (47,5)
SD 185	1462 (57,5)
SD 210	1687 (66,4)

High rigidity
3-point hitch

Side gear drive
in oil bath and
sight glass

Parking stand

Lower 3rd point hitches
with adjustable width

High thickness
side plates



Adjustable side skids to
determine the desired
working depth

Standard rotor
(with end blades
turned outwards)


Double
chrome-plated bar

OPTIONAL

Double boxed
sheet metal frame

SICMA production gears
made of heat-treated
alloy steel

Long life seal
in the rotor bearings



Flexible clutch

In case of sudden absorption
of power there are two
discs that slide, thereby
redistributing the forces.



Shear bolt

They adjust the working
depth of the rotary tiller.



PTO shaft
(eurocardan)
size 6



POLYESTER
POWDER COATING



CURVED HOE
Recommended for
medium-textured
and moist soils.



**SQUARE
HOE**
Recommended
for sandy soils.

1-speed gearbox made
by SICMA with conical
roller bearings



ROTOR VERSIONS

STANDARD ROTOR

It is fitted as standard and is suitable for well-drained, easy-to-work soils.




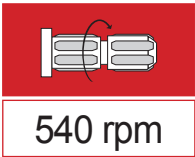
PUGLIA ROTOR

This rotor has hoe blades at the ends facing inward, which avoid cutting roots. Used for tree and vineyard crops.



TECHNICAL DATA

Reducer speed:



Models and Features:

	HP	mm (in)	mm (in)	mm (in)	kg (lbs)	nr. 4	nr. 6	cat.
SD 135	35 ▶ 60	1350 (53")	1460 (57")	350 (14")	390 (860)	20	30	1/2
SD 150	35 ▶ 60	1500 (59")	1610 (63")	420 (16")	410 (904)	24	36	1/2
SD 160	35 ▶ 60	1600 (63")	1710 (67")	420 (16")	430 (948)	24	36	1/2
SD 185	35 ▶ 60	1850 (73")	1960 (77")	550 (21")	460 (1014)	28	42	1/2
SD 210	35 ▶ 60	2100 (83")	2210 (87")	650 (26")	490 (1080)	32	48	1/2

*The experience that cultivates
the future of your land*

SICMA S.p.a. is an Italian company and a leader in
the professional agricultural machinery sector.
We design and create cutting-edge solutions for
you, the farmer of tomorrow. Innovation and
passion at your service.



MIGLIANICO | ABRUZZO | ITALY

Sicma SpA

Contrada Cerreto, 39
66010 Miglianico (CH)
Tel. +39 0871 95841

info@sicma.it - www.sicma.it

