

# ML



# MLI



30 ▶ 70 HP



1400 ▶ 1800



20-40 mm


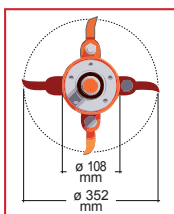


40 mm



Medium

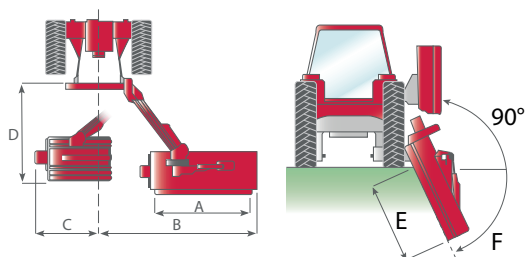

Medium lateral shredder for tractors from 30 to 70 HP, available in sizes 140-160-180. Available with internal or external gearbox for greater reach.



## MPI

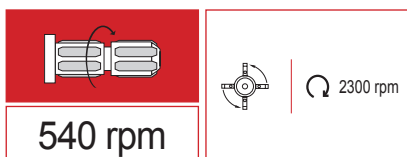
The MPI gearbox is positioned internally in the side plate. The internal multiplier allows for horizontal and vertical extension, making it easier to use in a less strenuous way and enabling operation on edges and slopes that are not particularly demanding.










**EUROCARDAN**  
 ENERGY ON THE MOVE

 Universal shaft  
 (Eurocardan) size 8


MOD.	A mm (in)	B mm (in)	C mm (in)	D mm (in)	E mm (in)	F °
<b>MLI 140</b>	1410 (55")	2020 (80")	650 (26")	1540 (61")	1050 (41")	55
<b>MLI 160</b>	1560 (61")	2170 (85")	650 (26")	1540 (61")	1200 (47")	55
<b>MLI 180</b>	1860 (73")	2370 (93")	650 (26")	1540 (61")	1400 (55")	50

## TECHNICAL DATA

**Reducer speed:**

**Models and Features:**

	 HP	 mm (in)	 mm (in)	 kg (lbs)	 nr.	 nr.	 nr.	 cat.
<b>MLI 140</b>	30 ► 70	1400 (55")	1550 (61")	440 (970)	40	20	3	1/2
<b>MLI 160</b>	30 ► 70	1600 (62")	1750 (68")	460 (1014)	44	22	3	1/2
<b>MLI 180</b>	30 ► 70	1800 (71")	1950 (76")	485 (1070)	48	24	3	1/2

# MLE



30 ▶ 70 HP



1400 ▶ 1800



20-40 mm


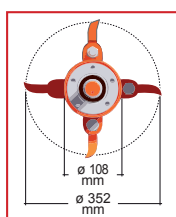


40 mm



Medium

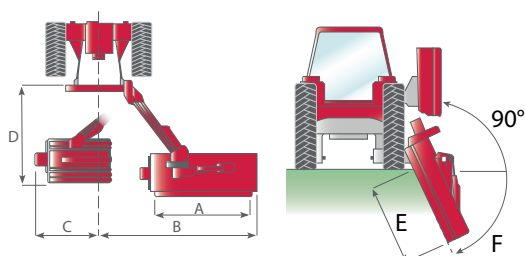

Medium lateral shredder for tractors from 30 to 70 HP, available in sizes 140-160-180. Available with internal or external gearbox for greater reach.



## MLE

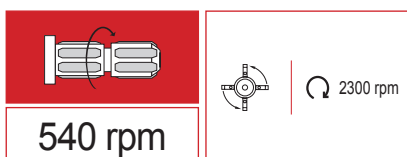
The MPE model with external gearbox allows operation on edges and slopes that are difficult to reach with a traditional mower with an internal gearbox. Models with an external gearbox are particularly effective for operations along roadside edges, ditches, or channels. It is mainly used in challenging environments or on uneven terrain.


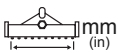
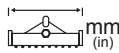






**EUROCARDAN**  
 ENERGY ON THE MOVE

 Universal shaft (Eurocardan)  
 size 6



MOD.	A mm (in)	B mm (in)	C mm (in)	D mm (in)	E mm (in)	F °
<b>MLE 140</b>	1410 (55")	2020 (80")	650 (26")	1540 (61")	1200 (47")	55
<b>MLE 160</b>	1560 (61")	2470 (97")	650 (26")	1540 (61")	1350 (53")	55
<b>MLE 180</b>	1860 (73")	2670 (105")	650 (26")	1540 (61")	1400 (55")	60

## TECHNICAL DATA

**Reducer speed:**

**Models and Features:**

	 HP	 mm (in)	 mm (in)	 kg (lbs)	 nr.	 nr.	 nr.	 cat.
<b>MLE 140</b>	30 ► 70	1400 (55")	1750 (69")	440 (970)	40	20	3	1/2
<b>MLE 160</b>	30 ► 70	1600 (62")	1950 (76")	460 (1014)	44	22	3	1/2
<b>MLE 180</b>	30 ► 70	1800 (71")	2150 (84")	485 (1070)	48	24	3	1/2

- Counterblade system in cutting chamber
- Object launch protection blades
- Transmission with V-belts and manual belt tensioner system
- Rotor supports with high reliability bearings equipped with NILOS lubricant seals
- High resistance self-centring pulley shrink discs
- Helical shaft



The ML Bank Mower is equipped with an anti-shock system that allows it to follow the contours of the working surfaces, protecting the structure from any damage.



The Antishock system allows the machine to avoid any stones or obstacles during its cutting operation.



The Floating System allows the machine to follow the terrain surface profile during operation.



*The experience that cultivates  
the future of your land*

SICMA S.p.a. is an Italian company and a leader in  
the professional agricultural machinery sector.  
We design and create cutting-edge solutions for  
you, the farmer of tomorrow. Innovation and  
passion at your service.



MIGLIANICO | ABRUZZO | ITALY

**Sicma SpA**

Contrada Cerreto, 39  
66010 Miglianico (CH)  
Tel. +39 0871 95841

[info@sicma.it](mailto:info@sicma.it) - [www.sicma.it](http://www.sicma.it)

