

FGM



 **SICMA[®]**



15 ▶ 60 HP



1200 ▶ 2100



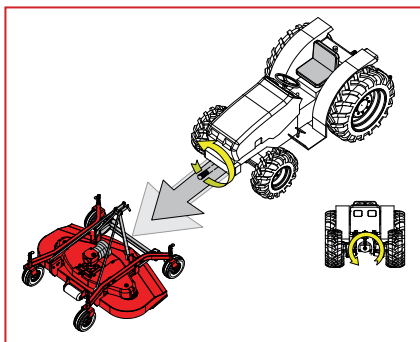
20/110 mm



Very light

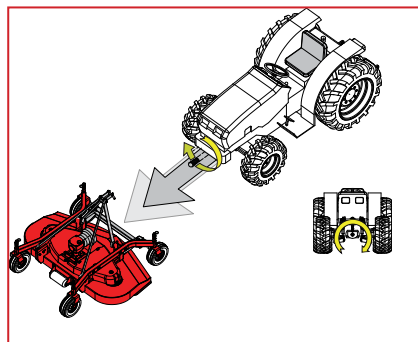
Mower with single-speed front attachment and rear discharge. For tractors with power ratings from 15 to 60 HP, available in four different sizes from 1200 to

2100 mm, it is ideal for the cutting of grass with a height of 10 to 110 mm. It can be fitted with optional mulching blades.



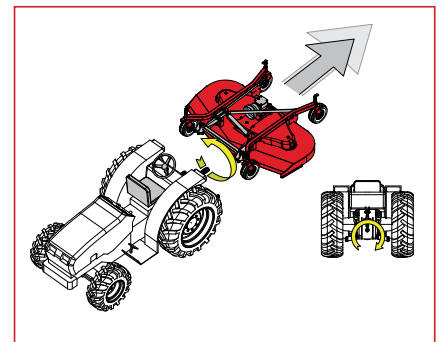
CONFIGURATION 3.

Finishing mowers: front
Rotation of tractor's PTO:
COUNTERCLOCKWISE (standard)
Advancing direction: front



CONFIGURATION 4.

Finishing mowers: front
Rotation of tractor's PTO:
CLOCKWISE
Advancing direction: front



CONFIGURATION 5.

Finishing mowers: rear
Rotation of tractor's PTO:
CLOCKWISE (standard)
Advancing direction: rear


EUROCARDAN
 ENERGY ON THE MOVE

 Universal
 shaft size 4

 Gearbox made by SICMA with conical roller
 bearings, valve and window

Greasing system


MOWER BLADE

Grass mower


**MULCHING
 BLADE**

 Pivoted solid wheels
 with adjustable height,
 with long life sealed and
 greased bearings

OPTIONAL










Mulching kit

**Free wheel
 on PTO
 driveshaft**


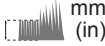
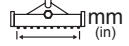





Front roller

TECHNICAL DATA

Reducer speed:

 540 rpm	FGM 1200  70.2	 1000 rpm	FGM 1200  73.8
	FGM 1500  71.7		FGM 1500  75.9
	FGM 1800  72.1		FGM 1800  76.6

Models and Features:

	 HP	 mm (in)	 mm (in)	 mm (in)	 kg (lbs)	 mm (in)	 mm (in)	 cat.
FGM 1200	15 ► 60	20-110 (1-4")	1200 (47")	1300 (51")	182 (401)	280 (11")	255 (10")	1
FGM 1500	15 ► 60	20-110 (1-4")	1500 (59")	1600 (63")	200 (441)	280 (11")	255 (10")	1
FGM 1800	15 ► 60	20-110 (1-4")	1800 (71")	1900 (75")	214 (472)	280 (11")	255 (10")	1
FGM 2100	15 ► 60	20-110 (1-4")	2100 (83")	2200 (88")	400 (881)	330 (13")	315 (12,5")	1

*The experience that cultivates
the future of your land*

SICMA S.p.a. is an Italian company and a leader in
the professional agricultural machinery sector.
We design and create cutting-edge solutions for
you, the farmer of tomorrow. Innovation and
passion at your service.



MIGLIANICO | ABRUZZO | ITALY

Sicma SpA

Contrada Cerreto, 39
66010 Miglianico (CH)
Tel. +39 0871 95841

info@sicma.it - www.sicma.it

